

# City of San José

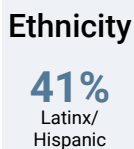
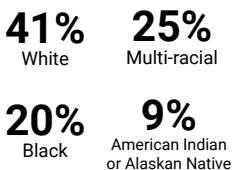
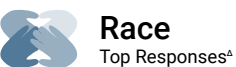
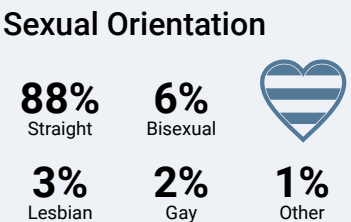
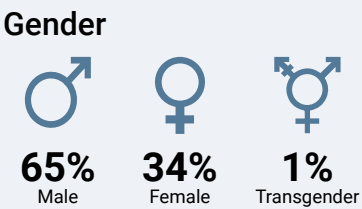
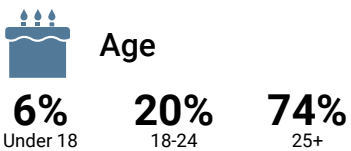
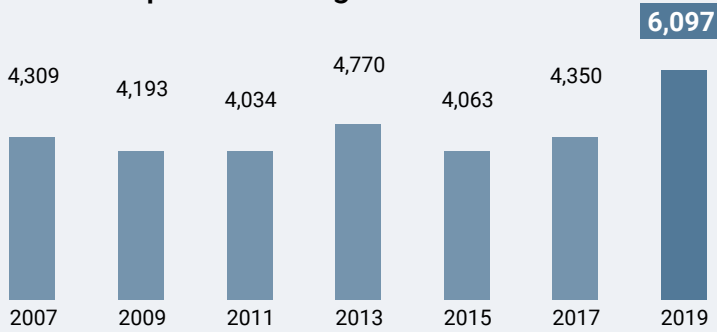
## Homeless Census & Survey

### 2019 Executive Summary

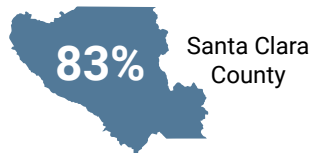
Every two years, during the last 10 days of January, communities across the country conduct comprehensive counts of the local homeless populations in order to measure the prevalence of homelessness in each local Continuum of Care.

The 2019 City of San José Point-in-Time Count was a community-wide effort conducted on January 29th and 30th, 2019. In the weeks following the street count, a survey was administered to 908 sheltered and sheltered individuals experiencing homelessness, in order to profile their experience and characteristics.

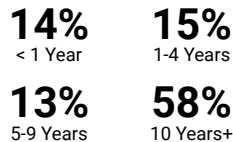
#### Census Population: Longitudinal Trend



#### Residence Prior to Homelessness



#### Length of Time in Santa Clara County



#### Foster Care



#### Encampments

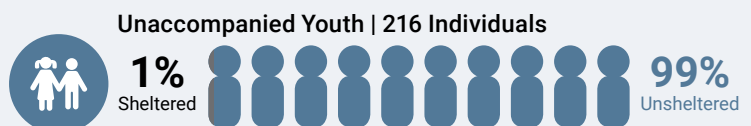
1,782 individuals were observed living in encampments.



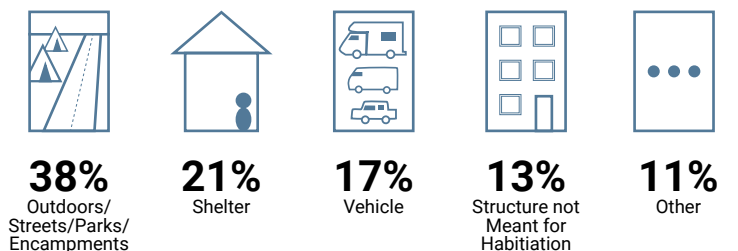
#### 2019 Sheltered/ Unsheltered Population



#### Subpopulation\* Data

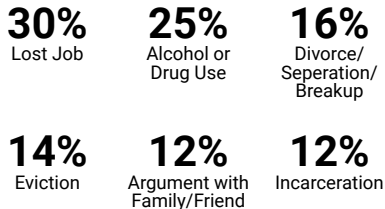


#### Current Accommodation



## Primary Event or Condition That Led to Homelessness\*

Top 6 Responses<sup>Δ</sup>



## First Episode of Homelessness



**39%** of survey respondents indicated their current episode of homelessness was their first.

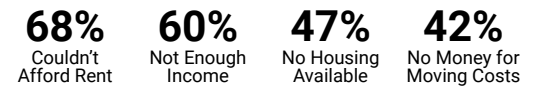
## Interest in Permanent Housing

**88%** of survey respondents said yes when asked if they would accept affordable permanent housing if it became available soon.



## Obstacles to Permanent Housing\*

Top 4 Responses<sup>Δ</sup>



## Duration of Current Episode of Homelessness



## Self Reported Health\*

Current health conditions that may affect the housing stability or employment of those experiencing homelessness.



**42%**  
Psychiatric/ Emotional Conditions



**36%**  
Alcohol & Drug Use



**31%**  
Post-Traumatic Stress Disorder



**24%**  
Physical Disability



**23%**  
Chronic Health Problems



**11%**  
Traumatic Brain Injury



**2%**  
HIV/ AIDS Related Illness

## Disabling Conditions

**47%** of survey respondents reported having at least one disabling condition.



A disabling condition is defined by HUD as a developmental disability, HIV/ AIDS, or a long-term physical or mental impairment that impacts a person's ability to live independently, but could be improved with stable housing.

## Services and Assistance

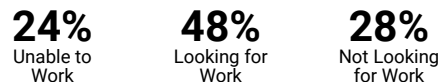


**66%** of survey respondents reported receiving benefits.

## Employment Status

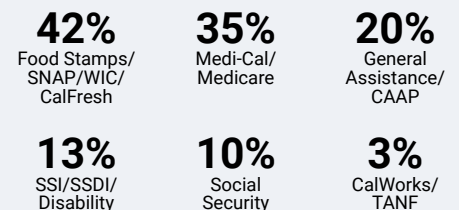


## If Unemployed Currently...



## Services Currently Accessing\*

Top 6 Responses<sup>Δ</sup>



## \*Subpopulation Definitions

### Chronically Homeless

An individual with one or more disabling conditions or a family with a head of household with a disabling condition who:

- » Has been continuously homeless for 1 year or more and/or;
- » Has experienced 4 or more episodes of homelessness within the past 3 years.

### Veterans

Persons who have served on active duty in the Armed Forces of the United States. This does not include inactive military reserves or the National Guard unless the person was called up to active duty.

### Families

A household with at least one adult member (persons 18 or older) and at least one child member (persons under 18).

### Unaccompanied Youth & Young Adults

Youth under the age of 18 and young adults between the ages of 18 and 24 years old (TAY) who are experiencing homelessness and living without a parent or legal guardian.

+ Multiple response question, results may not add up to 100%.

Δ Only displaying top responses, all response data will be available in full report.

Note: Some percentages have been rounded so total percentage will equal 100%.

The complete comprehensive report includes a more detailed profile of the characteristics of those experiencing homelessness in the City of San José. It will be available in late summer 2019.

Source: Applied Survey Research, 2019, Santa Clara County Homeless Census & Survey, Watsonville, CA.